

ECONOMY OF KLAIPĖDA COUNTY

According to the level of economic development, Klaipėda county is one of the most successfully developing regions in the country. Klaipėda county produced 11.5 % of the country gross domestic product (GDP). GDP per capita, on average, in the county made LTL 29.8 thousand, which is by 2.6 % more than the national average in 2007.

As compared with the general structure of the national economy, Klaipėda county is characterised by better-developed industry and construction, as well as the service infrastructure. In industry and construction, 32.7 % of the county's gross value added (GVA) is generated (national average – 32.8 %). In the service sector, 64.2 % of GVA is generated (national average – 62.7 %). In agriculture, forestry and fishing, 3.1 % of county's GVA is generated (national average – 4.5 %).

In 2007, the enterprises of Klaipėda county paid LTL 199.7 million of the profits tax, which is by 12.8 % more than in 2006. The most considerable growth in the amount of the profits tax paid was recorded in Neringa town and Šilutė municipalities, where in 2007, against 2006, profits tax increased 3.5 and 1.7 times respectively. The highest amounts of the profits tax in Klaipėda county in 2007 were paid by manufacturing and transport, storage and communication enterprises. The amount of the social tax paid in 2007 made LTL 46.1 million.

Profits tax paid, 2004–2007

LTL thousand

	2004	2005	2006	2007
Klaipėda county	108387.3	127156.2	177084.5	199734.8
Klaipėda c. mun.	58129.9	82836.8	126319.3	143256.8
Neringa mun.	443.8	717.9	938.8	3314.3
Palanga t. mun.	3876.9	4747.0	6400.4	6676.7
Klaipėda d. mun.	37921.9	29060.3	26134.4	28032.7
Kretinga d. mun.	2728.2	4827.1	12456.0	10445.5
Skuodas d. mun.	694.4	644.8	1124.4	1719.4
Šilutė d. mun.	4592.3	4322.3	3711.2	6289.4

Revenue of local authorities received from collected taxes grew as well. The largest amount of revenue of local authorities is received from the income and immovable property taxes paid.

Taxes paid to and included in local budgets, 2007

LTL thousand

	Taxes paid, total	of which					
		income tax	land tax	inheritance tax	immovable property tax	pollution tax	charges and fees
Klaipėda county	354891.2	295052.1	5725.4	870.9	43967.4	1648.4	6686.6
Klaipėda c. mun.	153479.1	121986.9	1173.3	251.6	26220.4	84.6	2198.5
Neringa mun.	18761.7	14434.7	-	-	1684.8	116.8	2557.6
Palanga t. mun.	31258.7	19417.8	2087.2	438.4	7974.6	283.0	1223.9
Klaipėda d. mun.	47972.8	43114.6	894.1	103.0	3308.3	161.0	269.8
Kretingos d. mun.	38246.2	35518.6	672.1	57.8	1650.1	44.9	186.6
Skuodas d. mun.	21068.0	19350.6	521.1	10.1	1043.5	250.1	97.8
Šilutė d. mun.	44104.7	41.228.9	377.6	10.0	2085.7	2588.8	152.4

In 2006, investment in tangible fixed assets in Klaipėda county made LTL 2647.4 million, or LTL 6966 per capita (national average – LTL 5861 per capita).

By per capita investment, Klaipėda county may be broken down into two parts – a stronger one, where per capita investment significantly exceeded the national average (Klaipėda district (LTL 8578), Neringa (LTL 12499), Klaipėda city (LTL 9319), Palanga town (LTL 7267) municipalities), and a weaker one, where it considerably lagged behind the national average (Kretinga (LTL 3914), Šilutė (LTL 2182), Skuodas (LTL 1059) district municipalities).

Per capita investment in tangible fixed assets, 2004–2006

LTL

	2004	2005	2006
Lithuania	3523	4540	5861
Klaipėda county	3862	6442	6966
Klaipėda c. mun.	4641	8355	9319
Klaipėda d. mun.	7162	12309	8578
Kretinga d. mun.	1169	1501	3914
Neringa mun.	13268	7172	12499
Palanga t. mun.	3628	5811	7267
Skuodas d. mun.	531	651	1059
Šilutė d. mun.	1691	1572	2182

Foreign direct investment (FDI) in Klaipėda county as of 1 January 2008 made LTL 2891.0 million (as of 1 January 2007 – LTL 2158.5 million) and increased by 34 %, while since 1 January 2001 – 2.5 times (as of 1 January 2001 – LTL 1145.3 million).

As of 1 January 2008, according to the foreign direct investment (FDI) indicator, Klaipėda county ranked fourth in the country (after Vilnius, Telšiai and Kaunas counties). 63 % (LTL 1823.3 million) of the total FDI in Klaipėda county was invested in Klaipėda city, 27 % (LTL 785.0 million) – in Klaipėda district municipality.

The per capita FDI in the county, on average, made LTL 7632, or by 34 % more than as of 1 January 2007 (LTL 5689). According to this indicator, Klaipėda county ranked third in the country; however, it lagged behind the national average (LTL 10 547).

The highest per capita FDI in Klaipėda county was in Klaipėda district municipality – LTL 15 515, i.e. 2.0 times higher than the county and 1.5 times higher than the national average. The lowest total and per capita FDI was in Skuodas (LTL 8.0 million and LTL 336) and Šilutė (LTL 20.9 million and LTL 396) district municipalities.

The bulk of investment in Klaipėda county was made by the investors from Cyprus (LTL 559.4 million, or 19 %), Denmark (LTL 455.2 million, or 16 %), Switzerland (LTL 377.9 million, or 13 %) and Germany (LTL 362.9 million, or 13 %).

As of 1 January 2008, the bulk of investment in Klaipėda county was made in manufacturing (LTL 1731.7 million, or 60 % of the total FDI), transport and storage (LTL 418.8 million, or 14 %) and real estate, renting and other business activities (LTL 177.2 million, or 6 %).

In manufacturing, the bulk of the FDI was made in the manufacture of chemicals – LTL 687.2 million (40 % of the total FDI in manufacturing), food products, beverages and tobacco – LTL 496.7 million, or 29 %, motor vehicles and transport equipment (LTL 193.6 million, or 11 %).

The number of operating enterprises in Klaipėda county has been constantly increasing since 2005, and as of 31 December 2007 made 9992 economic entities. By kind of economic activity, the highest number of operating economic entities was in wholesale and retail trade, a lower number – in real estate, renting and other business activities, transport, storage. Economic entities having up to 9 employees, against the total number of operating economic entities, made up 76.5 %, while those having 250 and more employees – just 0.6 %.

Entrepreneurship, industry, construction

By the level of entrepreneurship Klaipėda county is outpaced only by Vilnius county and substantially exceeds the national average. In 2007, the national average was 18.8, while in Klaipėda county – 21.4.

The share of national industry falling within the county made up 14 %. In 2007, by the value of Klaipėda county industrial production sold, 50 % fell within Klaipėda city, 36 % – Klaipėda district, 7 % – Šilutė, 5 % – Kretinga district; 1 % fell within each Palanga town, Skuodas and Neringa districts. Industrial activity in the county is diverse. Klaipėda city is famous for its shipbuilding and repair industry; one of the largest shipbuilding yards in the three Baltic States – Baltija Shipbuilding Yard – operates here. Klaipėda is also famous for the variety and quality of beer, qualitative furniture produced there. Here foreign capital enterprises produce sets of automotive wiring and cables for exports. Petroleum extracted in Klaipėda and Kretinga districts is used for the production of qualitative lubricants. In Šilutė district, extraction of peat and production of full-fat cheese is well-developed. Rapidly developing branches of industry are manufacture of food products, chemicals (PET granules), plastic containers, building materials, construction metal structures and parts thereof.

Main products manufactured, 2001–2007

	2001	2003	2005	2007
Beer, million dal	5.7	5.9	5.9	6.3
Cheese, thousand t	7.2	7.1	6.1	4.5
Compound feeding stuff, thousand t	53.9	57.9	72.7	86.2
Cat and dog food, thousand t	53.9	73.6	79.6	93.5
Wood chipboard, thousand m ³	90.7	126.9	195.1	195.7
Paper and cardboard, thousand t	46.5	69.4	88.6	99.2
Sets of automotive wiring and cables, thousand t	4.8	8.8	9.5	4.0
Peat mining (relative humidity), thousand t	43.1	67.5	69.4	37.4
Oil extraction, thousand t	470.9	382.4	216.6	154.4
Tables, thousand units	318.4	385.3	298.3	476.2

The largest and better-known county's industrial enterprises – Neo Group and private company Orion Global Pet (PET granules), private company Yazaki Wiring Technologies Lietuva (sets of wiring and cables), private company Philip Moris Lietuva (tobacco products), private company Masterfoods (animal feeding stuff, trade in foodstuffs), private company Vakarų medienos grupė (wood products), public company Vakarų laivų gamykla (ship repair, manufacture of metal structures), public company Klaipėdos mediena (furniture and wood products), private company Minijos nafta (petroleum prospecting, extraction, trade), public company Baltijos laivų statykla (shipbuilding), private company Agrovet (meat and meat products), private company Pajūrio mediena (wood processing), public company Klaipėdos baldai (furniture), public company Kretingos grūdai (grain processing), public company Geonafta (petroleum extraction), public company Klaipėdos kartonas (cardboard), public company Šilutės baldai (furniture), private company Gargždų mida (roofing), public company Laivitė (ship), private company Perdanga (building materials), public company Klaipėdos duona (bread and bakery products), public company Dilikas (furniture).

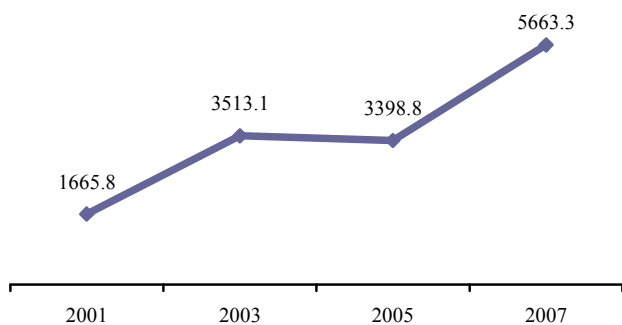
About one-third (34 %) of production manufactured in Klaipėda county is sold on the domestic, 66 % – on the export market.

Increasing production volumes in the county's enterprises determined a more rapid growth in exports. In total, goods manufactured in Klaipėda county accounted for 19.2 % of exports of

Lithuanian goods. The bulk of exported goods fell within polybutylene terephthalate, cigarettes, animal feeding stuff, floating facilities (blocks of ships), furniture.

Exports of goods manufactured, 2001–2007

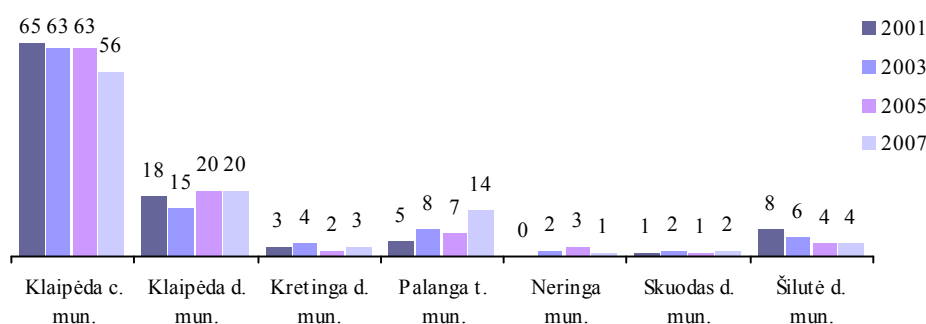
LTL million



Own-account construction work carried out in Klaipėda county accounted for 14.8 % of total own-account construction work carried out within the country. In 2007, construction work carried out by construction enterprises in the county accounted for LTL 1592.8 million, i.e. 5.2 times more than in 2001. The increase in the volume of construction work was determined by the rapidity of new construction and reconstruction work.

Construction work carried out, 2001–2007

Total construction work carried out in Klaipėda county – 100 per cent



In 2007, 186 residential buildings were completed in the county (17 blocks of flats and 169 1–2 dwelling buildings), and 771 dwellings were equipped there, which made up 8 % of all new dwellings were equipped in Lithuania. The average useful floor area per dwelling reached 92 m² (national average – 102.6 m²). The largest dwellings in terms of the average floor area were completed in Šilutė (176.7 m²), Klaipėda (150.0 m²), Kretinga (127.7 m²) district and Palanga town (121.9 m²) municipalities; their average useful floor area substantially exceeded the national average.

The useful floor area of new dwellings completed in Klaipėda county made 70.9 thousand m², i.e. by 8 thousand m² (10.1 %) less than in 2006, but 2.3 times more than in 2001. Almost 77 % of new dwellings completed in the county fell within Klaipėda city municipality.

In 17 blocks of flats complete in the county, 592 dwellings were equipped, with the useful floor area of 40 thousand m², i.e. 56 % of the total useful floor area of new dwellings equipped in the county. The rest of 179 dwellings were equipped in 1–2 dwelling buildings; their useful floor area made 30.9 thousand m² (44 % of the total useful floor area).

In 2007, 1592 building permits for the construction 1612 of residential buildings were issued in Klaipėda county, with 4208 dwellings (i.e. by 1295 dwellings more than in 2006) planned to be refurbished there.

Number of new dwellings completed and their useful floor area, 2001–2007

	Number of dwellings				Useful floor area, thousand m ²			
	2001	2003	2005	2007	2001	2003	2005	2007
Lithuania	3785	4628	5933	9286	385.3	491.4	651.6	953.2
Klaipėda county	326	284	614	771	31.2	34.5	67.2	70.9
Klaipėda c. mun.	124	129	438	592	9.1	16.0	42.0	46.9
Klaipėda d. mun.	14	22	49	52	2.3	3.6	7.4	7.8
Kretinga d. mun.	24	33	40	27	2.8	4.5	6.7	3.4
Neringa mun.	1	38	-	-	0.2	2.0	-	-
Palanga t. mun.	136	26	70	83	13.1	2.9	8.4	10.1
Skudodas d. mun.	6	7	5	4	0.7	1.0	0.7	0.4
Šilutė d. mun.	21	29	12	13	3.0	4.5	2.0	2.3

In 2007, 517 non-residential buildings were constructed in the county, with the total area of 159.7 thousand m². The bulk of new non-residential construction in Klaipėda city municipality in terms of the total area fell within industrial buildings and warehouses, trade, hotels and public catering enterprises; in Palanga town municipality – trade, hotels and public catering enterprises; in other municipalities of Klaipėda county – agricultural buildings.

Number and total floor area of non-residential buildings completed, 2001–2007

	Number of buildings				Total floor area, thousand m ²			
	2001	2003	2005	2007	2001	2003	2005	2007
Lithuania	940	1348	5623	5250	672.5	773.7	1300.2	1607.3
Klaipėda county	126	151	769	517	81.4	117.0	231.0	159.7
Klaipėda c. mun.	39	30	30	36	44.0	62.3	149.9	49.7
Klaipėda d. mun.	25	20	495	206	20.8	13.2	54.9	47.1
Kretinga d. mun.	40	45	123	122	7.3	22.0	13.8	23.2
Neringa mun.	2	2	0.4	0.1
Palanga t. mun.	11	38	31	17	3.7	5.5	4.8	21.1
Skudodas d. mun.	...	4	74	109	...	1.9	5.0	7.3
Šilutė d. mun.	9	12	16	27	5.2	11.9	2.6	11.3

In 2007, 265 building permits for the construction of non-residential buildings with the total floor area of 348.3 thousand m² (i.e. 2.5 times more than in 2006) were issued in Klaipėda county.

Services

In 2007, against 2005, passenger transport by bus in Klaipėda county increased by 8.1 %; passengers were serviced by 127 passenger transport enterprises, of which 4 belonged to bus companies. The largest share of carriers was individual enterprises. In 2007, the turnover of passenger transport by bus made 437.3 million passenger kilometres; against 2005, it increased by 5.1 %, while the average distance of passenger transportation remained almost unchanged and made 10.6 km.

Bus trips per capita, 2001–2007

	2001	2003	2005	2007
Lithuania	69.1	81.6	89.6	94.2
Klaipėda county	66.4	86.4	100.5	109.3
Klaipėda c. mun.	110.0	145.9	174.6	191.4
Klaipėda d. mun.	15.6	14.0	11.4	15.2
Kretinga d. mun.	39.1	40.5	45.2	46.7
Neringa mun.	0.5	109.9	117.3	39.0
Palanga t. mun.	7.0	32.7	29.5	34.2
Skudotas d. mun.	17.9	23.9	21.7	29.6
Šilutė d. mun.	23.6	24.1	27.2	30.4

Over 2007, national transport by road in Klaipėda county made 6972.8 thousand tonnes, or 14.1 % of goods loaded in the country. The average distance of transportation of a tonne of goods in the county made 50.1 km, and was by 4.7 km shorter than the national average.

National freight transport by road, 2004–2007

Thousand tonnes

	2004	2005	2006	2007
Goods loaded in Klaipėda county, total	5505.7	6558.2	9019.7	6972.8
of which unloaded in:				
Alytus county	15.9	26.4	13.2	58.5
Kaunas county	340.5	140.7	181.9	225.9
Klaipėda county	4509.0	5781.0	8034.2	5869.4
Marijampolė county	4.6	43.4	30.0	17.2
Panevėžys county	47.6	45.8	77.0	61.2
Šiauliai county	80.2	98.2	92.1	102.5
Tauragė county	63.0	30.8	65.8	111.4
Telšiai county	230.1	172.6	214.8	208.1
Utena county	3.4	8.6	10.0	28.8
Vilnius county	211.4	210.7	300.8	289.9

Klaipėda county is the only one in the country situated near the Baltic Sea, with Klaipėda State Seaport and Būtingė Terminal functioning there. Over 2007, 31.9 million t of goods was loaded and unloaded; against 2005, the amount of goods loaded and unloaded increased by 14.4 % (in Klaipėda State Seaport, 27.4 million t of goods was loaded and unloaded, or by 25.5 % more, whereas in Būtingė Terminal – 4.6 million t, or by 25.3 % less than in 2005). In 2007, out of the total amount of goods loaded and unloaded, liquid bulk made 42.6 % (13.6 million t), dry goods – 27.9 % (8.9 million t), general – 29.5 % (9.4 million t).

Klaipėda State Seaport also engages in loading and unloading of vehicles and containers. In 2007, 321.4 thousand containers (TEU), 218.4 thousand road vehicles and 7.4 thousand freight wagons were loaded and unloaded. Against 2005, the amount of containers loaded and unloaded increased by 50 %, that of road vehicles – by 31.7 %, goods wagons – by 25.5 %.

Alongside goods, the passenger flow in Klaipėda State Seaport has also been notably increasing. In 2007, 211.6 thousand passengers were serviced (by 27.2 % more than in 2005), while the flow of cruise passengers made 36.8 thousand persons (against 2005, increased by 52.8 %).

Moreover, there is Palanga International Airport (which ranks third (in terms of size) in the country) in Klaipėda county. In 2007, 93.1 thousand passengers arrived at and departed from, and

0.2 thousand t of freight was loaded and unloaded in the airport. In 2007, against 2006, the number of passengers decreased by 16 % and freight – by 21.8 %.

At the end of 2007, the number of motor vehicles in Klaipėda county reached 199.8 thousand, of which 90.5 % were cars. The most popular marques were Volkswagen (31.2 thousand, or 17.3 % of cars in the county) and Audi (24.7 thousand, or 13.6 %). In 2007, against 2005, the number of cars increased by 9.1 %.

Number of passenger cars, 2001–2007

	2001	2003	2005	2007	2007 (newly registered)
Klaipėda county	140105	146180	165742	180809	22441
Klaipėda c. mun.	81594	77054	83960	88280	10434
Klaipėda d. mun.	16055	17667	21888	25637	3356
Kretinga d. mun.	13810	17397	20231	21930	2871
Neringa mun.	1037	1226	1688	2114	312
Palanga t. mun.	6412	7232	8240	8990	1153
Skudodas d. mun.	6520	7309	8874	10043	1223
Šilutė d. mun.	14677	18295	20861	23815	3092

The turnover of retail trade enterprises in the county in 2007 made LTL 2323.9 million, or 12.2 % of the national total. The highest turnover of retail trade enterprises was in Klaipėda city (69.9 %), the lowest – in Neringa municipality. Retail sales per capita in the county, on average, made LTL 6129, i.e. by 8.2 % more than the national average. The highest sales per capita were recorded in Palanga town (LTL 9586) and Klaipėda city (LTL 8761), while the lowest – in Klaipėda district municipality (LTL 2713).

Turnover of retail trade enterprises (VAT excluded), 2003–2007

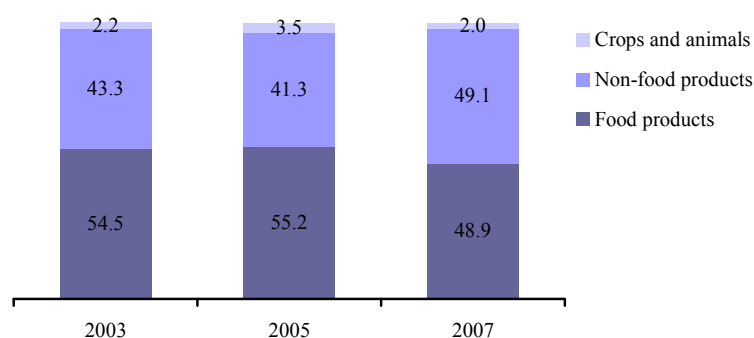
LTL million

	2003	2005	2007
Klaipėda county	1446.2	1834.9	2323.9
Klaipėda c. mun.	959.4	1281.1	1623.4
Klaipėda d. mun.	87.4	110.0	135.5
Kretinga d. mun.	103.0	111.1	153.2
Neringa mun.	10.3	14.1	17.4
Palanga t. mun.	127.1	136.8	169.0
Skudodas d. mun.	38.5	52.3	74.4
Šilutė d. mun.	120.5	129.5	151.0

Residents of the county purchase quite a considerable amount of goods at markets. In 2007, at Klaipėda county markets, sales made LTL 310.4 million, which made up 13.4 % compared to the turnover of retail trade enterprises. The turnover of Klaipėda county markets is among the highest in Lithuania, and is lower than that of Vilnius county markets by just 2.7 %.

Structure of turnover of goods at markets, 2003–2007

Turnover of goods at Klaipėda county markets – 100 per cent



The turnover of restaurants, bars and other catering enterprises in the county in 2007 made LTL 135.8 million, or 15.3 % of the turnover of all analogous enterprises in the country. The turnover of catering enterprises of Klaipėda city made up 66.2 % of that in the county. The per capita turnover of catering enterprises in the county, on average, made LTL 358, which is by 36.6 % more than the national average (LTL 262). It was impacted on by the indicators of the resort towns of Palanga and Neringa.

Turnover of restaurants, bars and other catering enterprises (VAT excluded), 2003–2007

LTL million

	2003	2005	2007
Klaipėda county	75.7	113.9	135.8
Klaipėda c. mun.	47.2	76.3	89.9
Klaipėda d. mun.	1.2	1.9	2.6
Kretinga d. mun.	6.2	6.8	7.6
Neringa mun.	3.4	4.7	5.5
Palanga t. mun.	14.6	20.1	24.2
Skuodas d. mun.	0.8	1.3	1.6
Šilutė d. mun.	2.3	2.8	4.4

By the number of guests who had stayed in the county's accommodation establishments and their overnight stays, Klaipėda county ranks second in the country (being outpaced by Vilnius county). The share of guests who had stayed in Lithuanian accommodation establishments falling within Klaipėda county makes up 25 %, that of their overnight stays – 30 %. In 2001–2007, the number of guests who had stayed in the county's accommodation establishments grew 2 times (national average – 2.5 times). Seasonality of accommodation activities is particularly characteristic of this region. In June–August, more than half of the annual number of accommodated guests stay in the county's accommodation establishments.

Indicators of accommodation establishments, 2001 and 2007

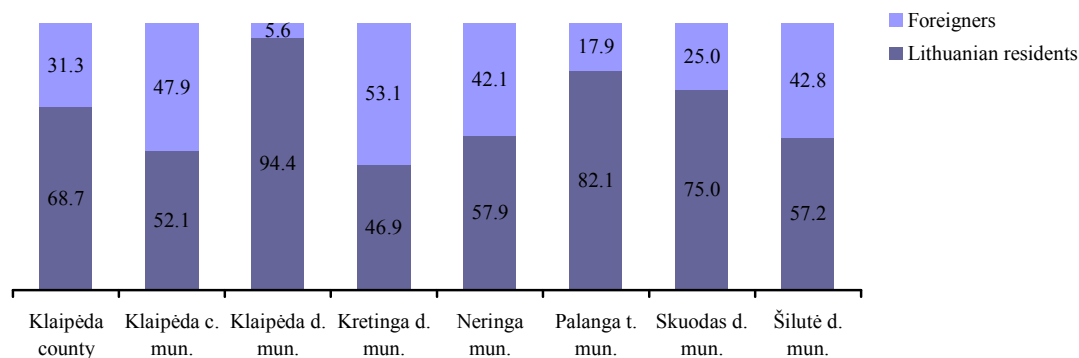
Thousand

	Number of places		Accommodated guests		Overnight stays	
	2001	2007	2001	2007	2001	2007
Klaipėda county	17.7	16.9	222.6	452.7	1032.9	1559.7
Klaipėda c. mun.	2.1	2.7	69.0	149.4	171.2	302.5
Klaipėda d. mun.	0.9	0.9	3.2	7.8	18.0	58.5
Kretinga d. mun.	0.1	0.1	0.3	3.6	0.6	6.5

	Number of places		Accommodated guests		Overnight stays	
	2001	2007	2001	2007	2001	2007
Neringa mun.	3.1	3.0	28.5	52.0	122.5	136.7
Palanga t. mun.	11.1	9.7	117.7	223.3	714.0	1026.4
Skuodas d. mun.	0.0	0.1	1.1	4.5	1.6	7.1
Šilutė d. mun.	0.4	0.4	2.6	12.1	5.1	22.0

Structure of guests who stayed in accommodation establishments, 2007

Per cent



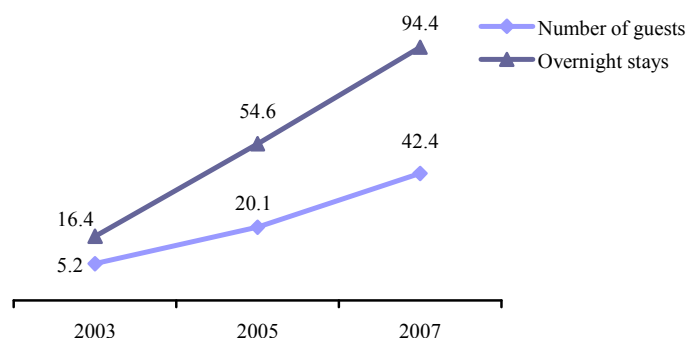
The best-developed is the system of accommodation services in Palanga, Klaipėda and Neringa. The share of guests accommodated in the county's accommodation establishments staying in Palanga municipality makes up 49 %, Klaipėda – 33 %, Neringa – 11 %. Foreigners make up about 31 % of guests, the largest share thereof (about 32 %) being Germans.

In the off-season period, the priority service in Palanga is sanatorium therapy. In 2007, 45.1 thousand persons rested or received treatment in Palanga sanatoriums (in 2001 – 31.2 thousand).

Rural tourism is also popular in the county. The number of rural tourism farmsteads in the region over 2003–2007 grew from 34 to 50, the number of guests – 8 times. Rural tourism farmsteads in Klaipėda county received 14 % of guests of all Lithuanian rural tourism farmsteads.

Guests accommodated in rural tourism farmsteads and their overnight stays, 2003–2007

Thousand



Agriculture

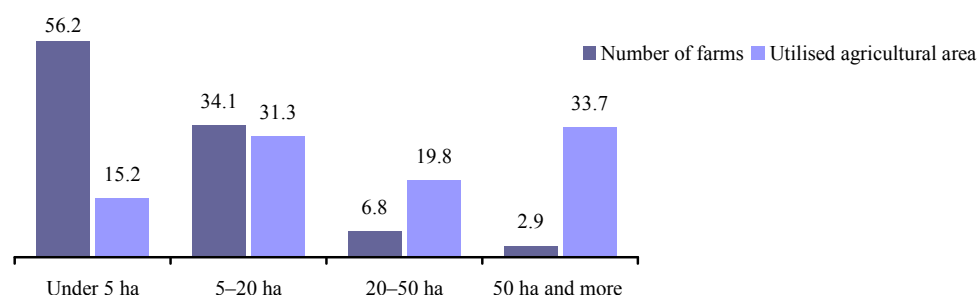
The area of agricultural land of Klaipėda county farms producing agricultural products makes up 8 % of the total area of agricultural land of Lithuanian farms producing agricultural products. 64

% of agricultural land is made up of arable land, 35 % – meadows and pastures; just 1 % of agricultural land is under perennial crops.

In 2007, there were 20.4 thousand farms producing agricultural products and having more than 1 ha of agricultural land in Klaipėda county. Out of this number, 34 were agricultural companies and enterprises. The average size of a farm was smaller than the national average (10.4 and 11.6 ha respectively). The largest farms were in Skuodas and Kretinga district municipalities (the average size of a farm – 13.9 and 10.8 ha respectively). Small farms (having less than 5 ha of agricultural) prevailed.

Number of farms and utilised agricultural area by farm size, 2007

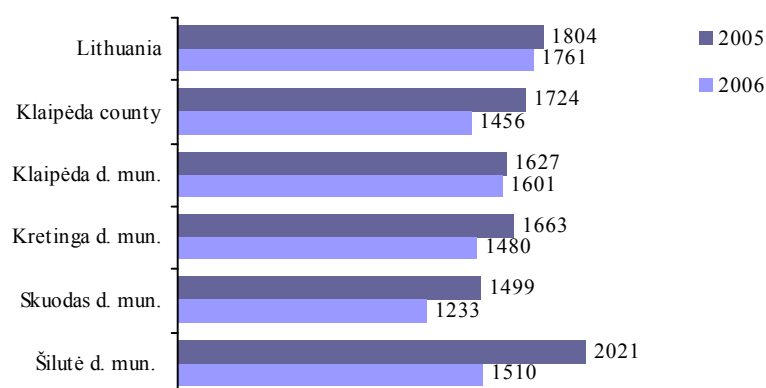
Per cent



In 2006, 6.5 % of the country's agricultural production was grown in Klaipėda county. 32.4 % of this amount was grown in Šilutė district municipality. The share of animal production in gross agricultural production significantly exceeded that of crop production: the share of animal production in gross agricultural income made up as much as 68.9 %, that of crop production – 31.1 %. This trend was observed in all municipalities of Klaipėda county.

Gross agricultural production per 1 ha of agricultural land, 2005 and 2006

LTL



The major share in the crop structure in the county is made up of perennial grasses (in 2007 – 43.5 %) and grain crops (in 2007 – 42.4 %). In the structure of grain crops, spring cereals prevailed, which made up 66.2 % of the total amount of grain crops in the county. In 2007, the productivity of grain, as well as most other agricultural crops in the county was lower than the national average.

The county ranks medium by the number of livestock kept. At the beginning of 2008, 9.8 % of livestock, 7.4 % of pigs, 6.3 % of goats and 5.5 % of poultry kept in the country were kept in the county. The number of goats kept was the lowest in the country – just 3.2 % of goats kept in

Lithuania. At the beginning of 2008, the number of pigs kept on the county's farms was by 26.8 % lower, while that of beehives – by 24.8 % higher than at the beginning of 2005.

Organic farming is not popular in the county. Based on the data of the public undertaking Ekoagros, the number of farms certified in Klaipėda county in 2007 was the lowest across the country. The highest number of farms (37) which applied rules of organic agriculture in 2007 was in Klaipėda district municipality.

Klaipėda county is one of the most important regions of Lithuania. However, further acceleration of economic growth in the entire region, making use of its industrial and tourism potential, seaport and picturesque landscape, is vital. It is necessary to develop and modernise the region's road infrastructure through integrating it into the common national and EU system, as well as to enhance industrial and business competitiveness by introducing high value added production and information technologies. It is also important to ensure well-balanced development of the coastal zone in order to preserve the most valuable component of the Lithuanian landscape – the Baltic seashore – for future generations.